

SHT31U 分励脱扣器

使用说明书

0463B196SM

上海诺雅克电气有限公司

2023 年 12 月

设计文件名称	使用说明书	0463B196SM	
产品型号、名称	SHT31U 分励脱扣器	版本	
		共 2 页	第 1 页

技术要求

- “使用说明书”为双面印刷其文字、图案大小的编排以电子档文件为准所涉及颜色如下
 黑色：PANTONE Process Black C；
 灰色：符合 VI 手册要求；
 颜色偏差以相邻色卡为准。
- 符合 Q/NKJ 1600001 《产品有害物质含量与检测规定》

					编制		
					校对		
					标准化		
⑤	换版	<u>(2023) 改技 (G) 2157</u>	刘凯	20231229	审定		
标记	处数	更改文件号	签字	日期	批准		

正面

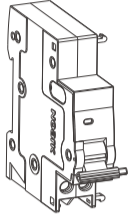
0463B196SM

反面

SHT31U

Shunt Release

1



Installation Instructions
Notice d'installation
Instrucciones de montaje

The manufacturer assumes no responsibility for unfavourable consequence resulting from the non-application or incorrect application of the instructions provided herein.



SHT31U

! WARNING

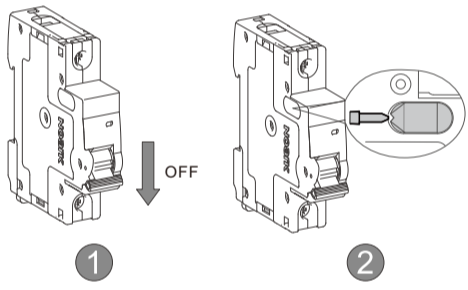
2

DO NOT ATTEMPT TO INSTALL OR PERFORM MAINTENANCE ON EQUIPMENT WHILE IT IS ENERGIZED. DEATH, SEVERE PERSONAL INJURY, OR SUBSTANTIAL PROPERTY DAMAGE CAN RESULT FROM CONTACT WITH ENERGIZED EQUIPMENT. ALWAYS VERIFY THAT NO VOLTAGE IS PRESENT BEFORE PROCEEDING WITH THE TASK, AND ALWAYS FOLLOW GENERALLY ACCEPTED SAFETY PROCEDURES.

NOARK IS NOT LIABLE FOR THE MISAPPLICATION OR IMPROPER INSTALLATION OF IT'S PRODUCTS.

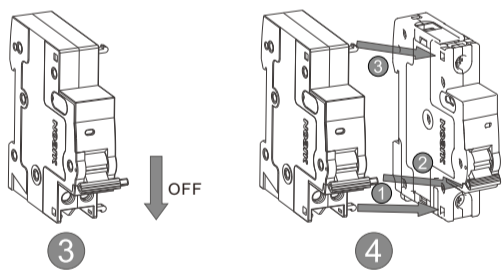
SHT31U

3



SHT31U

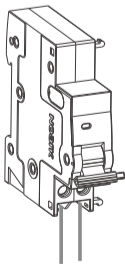
4



SHT31U

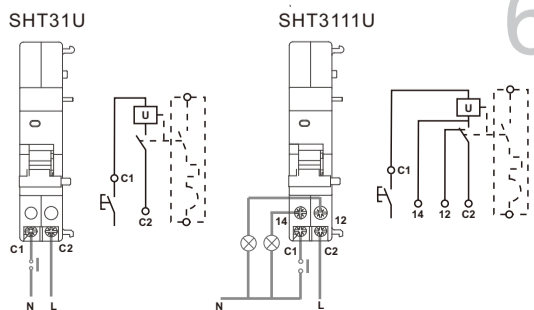
5

	Z1
	18-14AWG (0.75-2.5)
	1



SHT31U

6

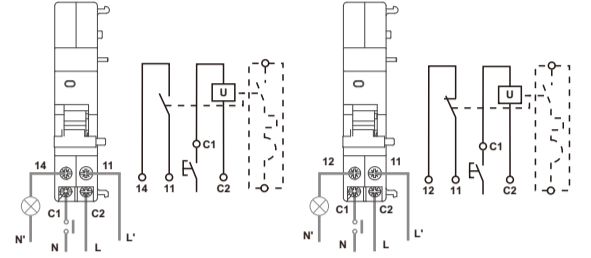


SHT31U

SHT3110U

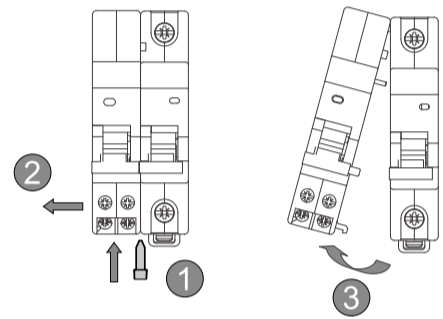
SHT3101U

7



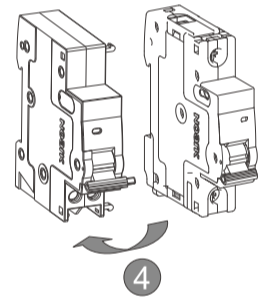
SHT31U

8



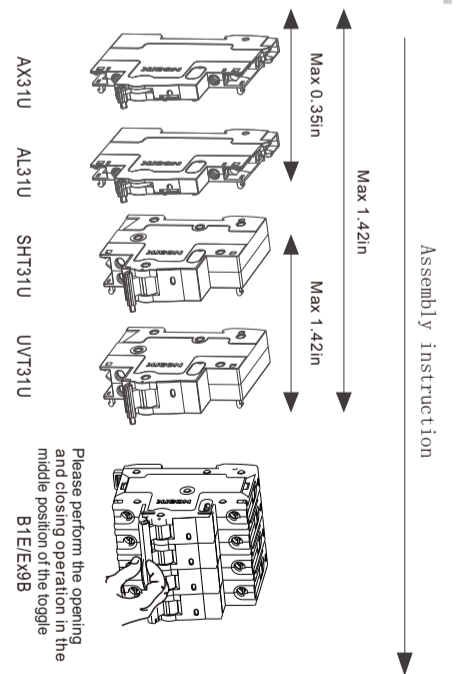
SHT31U

9



SHT31U

10



NOARK



In order to protect the environment, when the product or its components are scrapped, please dispose of it as industrial waste or hand it over to the recycling station for disaggregation, recycling and reuse according to relevant national regulations.

Printed with environment-friendly paper
Copyright Noark. All Rights Reserved
na.noark-electric.com
01/2024